



## How to use Yamamoto LCD Phone with Skype

### ➔ Download Skype for Windows minimum ver. 1.0.0.106

- ▣ Download **Skype software** and install the program

Icon  means Skype connected successfully;

Icon  please check your internet connection..

### ➔ Connect phone to your computer


- ▣ Plug-in the Phone to a free USB-port in your computer, when you see the text "VOIP-Phone" in the LCD window of your phone, phone is correct connected.

### ➔ Download CallMe


- ▣ Download **CallMe** software and install the program.

- ▣ Start **CallMe**. Icon on your desktop.

After running **CallMe**, there is a icon on taskbar:

 Device and Skype are connected successfully;

 Please run Skype first

 Phone connected incorrectly, please reconnect Phone to PC.


### ➔ Connect your Phone to your sound device

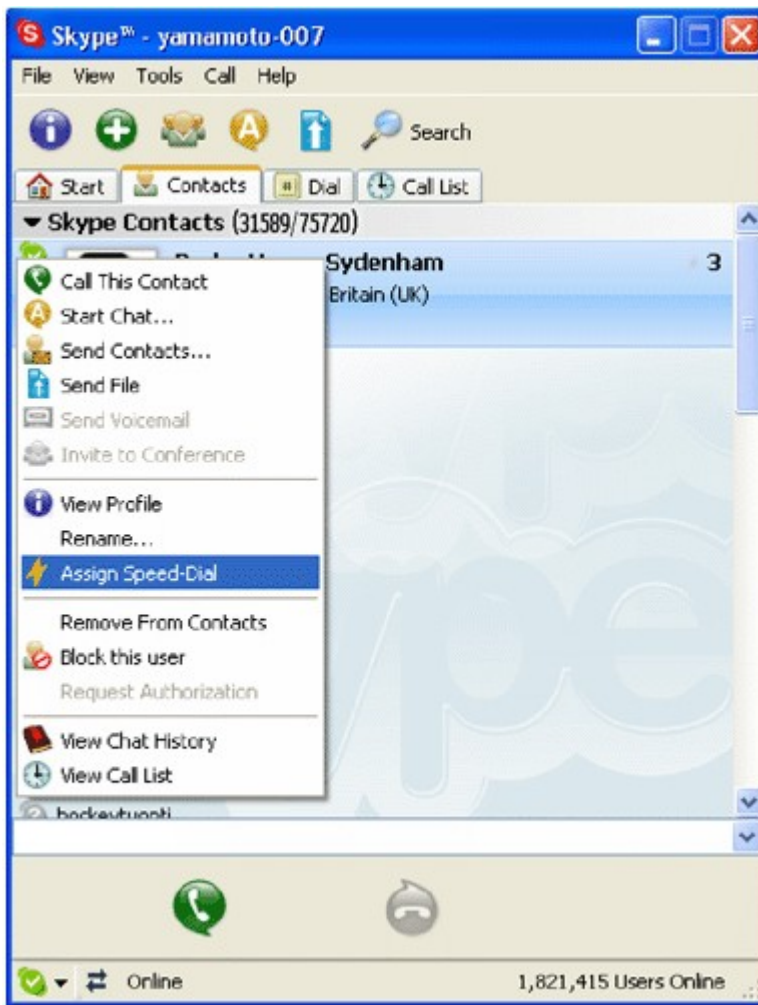
- ▣ Go to Start at the taskbar
- ▣ Go to Settings
- ▣ Go to Control panel
- ▣ Go to Sounds and Multimedia
- ▣ Go to Audio
- ▣ Go to Sound Playback, change this to "USB Audio Device"
- ▣ Go to Sound Recording, change this to "USB Audio Device"
- ▣ Press OK and Quit

### ➔ How to use Yamamoto LCD Phone


- ▣ With the left and right arrows, you can jump between the menus, "Start", "Call list", "Dial", "Contacts"
- ▣ With the up and down arrows, you can choose your contacts inside the menus
- ▣ Button "Green telephone", SEND/CALL, this button also activates Skype program.
- ▣ Button "Red telephone", HANG UP CALL, when you push the button twice, Skype will be moved to the taskbar.
- ▣ Button "C", erases the last digit.
- ▣ Button "0-9" you can use for SkypeOut or for Speed calls

### ➔ Make calls with Speed-Dial


- ▣ Add to your contact list f.ex "**yamamotogrouplondon**".
  - ▣ Mark your contact by pressing the left button on your mouse.
  - ▣ Press the left button on your mouse and go to "Assign Speed-Dial"
- ▣ Add a number f.ex "1" and press OK
- ▣ Press "1" and SEND key() to call.



➔ **Make SkypeOut calls (PC to Phone)**

- Press "00"+"country number"+"phone number", then press SEND key();

➔ **Adjust options (volume and ringer)**

- Double click the  on the taskbar, then you can adjust the volume and ringer